

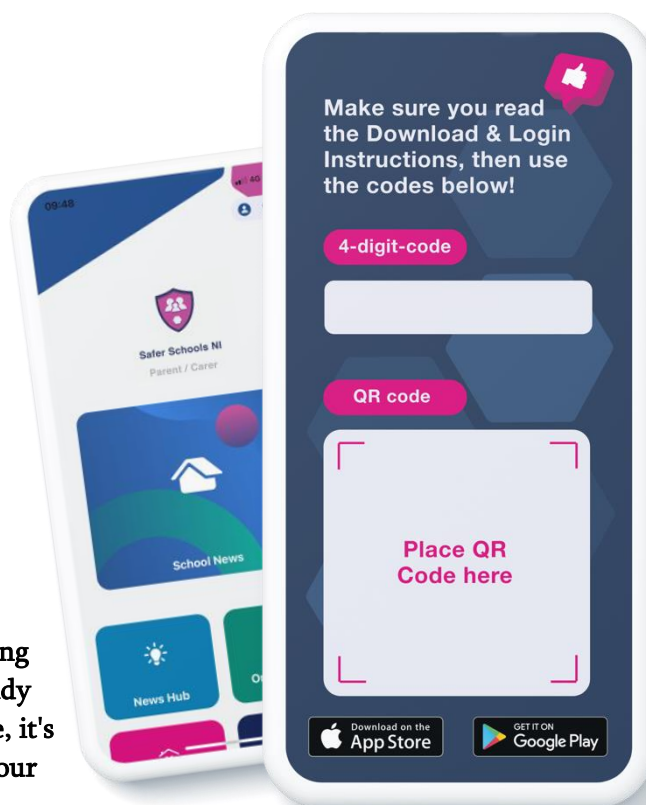


Dear Parents and Carers,

We are delighted to invite you to download our new Safer Schools NI App, provided to your school by the Department of Education and INEQE Safeguarding Group.

Did you know?

92% of children in Northern Ireland use video sharing platforms, with 53% using social media and 65% accessing messaging apps (Ofcom, 2020). If your child hasn't already been using these platforms, they soon will be! Therefore, it's more important than ever to be aware of how to keep your child safe.



How will your Safer Schools NI App help you? Watch this short video by following the link:
https://drive.google.com/file/d/1p6lv3gpKNJYXdtOGq2e9kynRfWMNv1lZ/view?usp=drive_link



Provides you with easy-to-follow steps to make your home and devices safer. Check this out in the Need-to-Know section, it's a great place to start!



Keeps you up to date with the current online trends, threats, and risks to young people. This information is sent directly to your device!



Provides you with the information you need to know on social media and gaming platforms, helping you understand the latest buzzwords and learn how to set privacy and parental settings on platforms like Call of Duty, Snapchat, Instagram and TikTok



Offers expert guidance to help you navigate important issues such as bullying, managing mental health, image sharing and harmful content. You will be given practical tips on how to approach these conversations with your young person



Gives you access to your school's latest news, updated policies, and calendar all within your App

The Online Safety section will signpost you to help and support when you need it.

To download and login to your Safer Schools NI App, follow the steps below! Make sure to enable your push notifications when prompted to keep up to date with the latest safeguarding alerts and your school news.

Downloading your App



Step 1

If you are using an iOS device, go to the Apple App Store and search 'Safer Schools NI'. If you are using an Android device, go to the Google Play Store and search 'Safer Schools NI'.

Step 2

Select 'Download'.



Please follow the below instructions.

Creating An Account:

Step 1

Click '**Parent/Carer**' on the login screen of your App.

Step 2

To create an account, click '**Register here**' and input your full name, email and password you wish to use. You'll also be asked to confirm your password. Once you're ready, click '**Register**' and this will create your account.

Step 3


After you register, you will be asked to read and agree to the Terms and Conditions. After reading and scrolling to the bottom, the '**I agree**' button will be available to select.

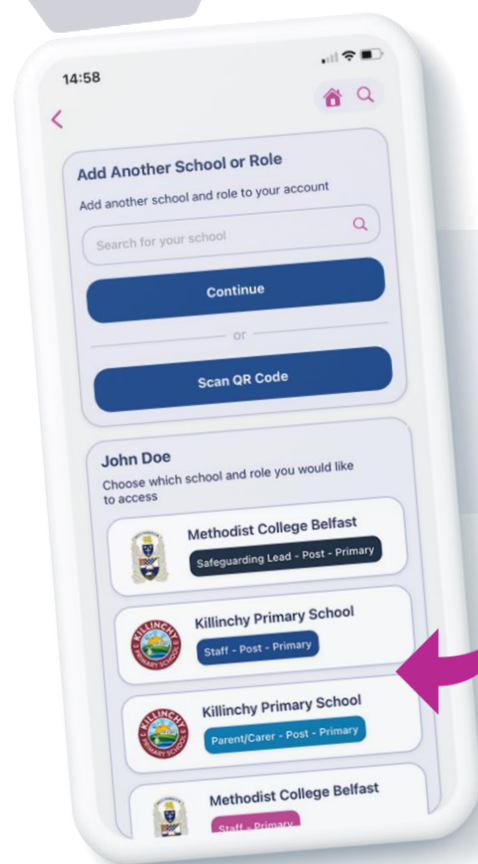
Step 4

Time to pick your school! To add your school, simply type it in within the search bar and click '**Continue**'.

You will then be asked to input the Entry Code that you have received from your school that is relevant to your role. Type in your code and click '**Submit**'.

You'll be asked to confirm this by clicking '**Continue**'. To scan a QR Code instead of your Entry Code, click '**Scan QR Code**'.





Top Tip: Did you know that your App features Multi-School Login? This means that you are a Staff member in one school with a child in another, or if you are a Parent/Carer of children in different schools, you have access to multiple schools without having to log in and out of the App.

Step 5

To add another School, simply repeat Step 3! You can also view all of your added schools under your name.

Logging into your App:

Step 1

When you have opened the App, you should input your email address and password that you used to create your account. Once you're ready, click 'Log In'.

Step 2

When you log in, you will see your chosen school(s) that you have added to your account. Simply click the school that you would like to view!



